

BA70LOOM/2 CONTROLLER LOOM TRACTOR END

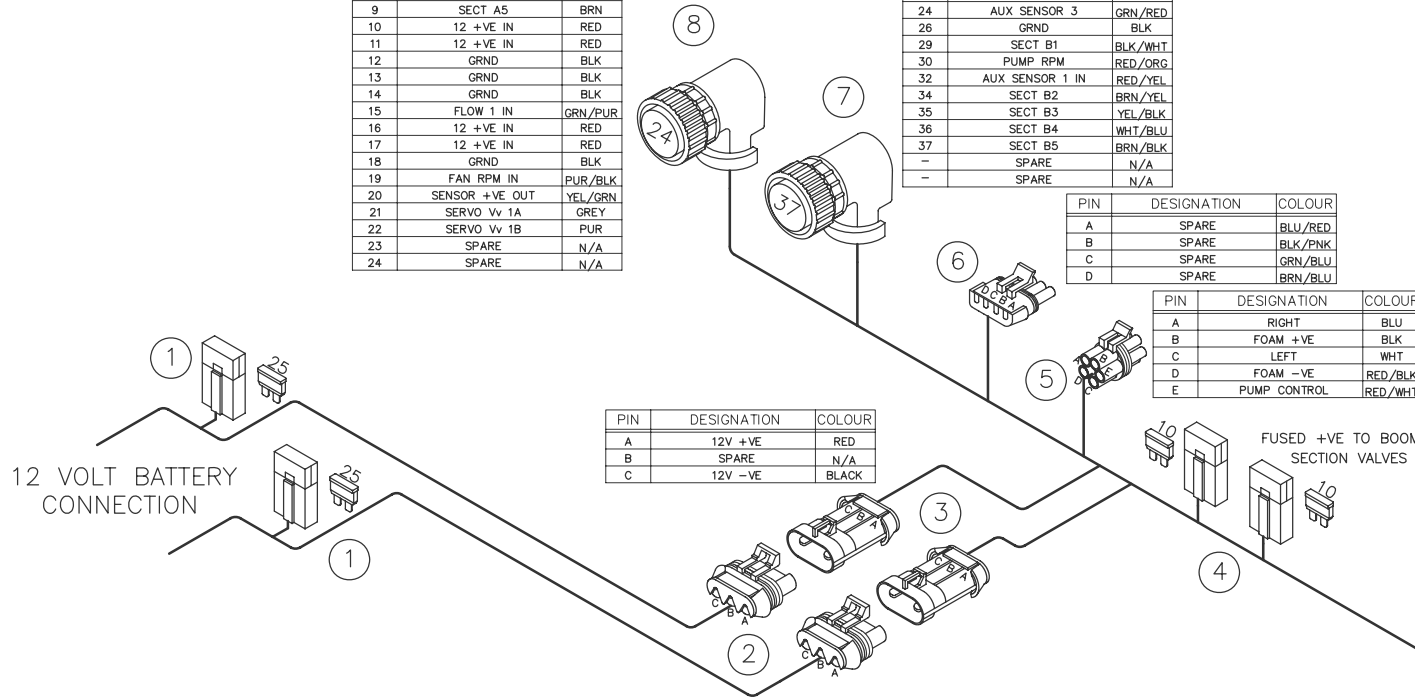
PIN	DESIGNATION	COLOUR
1	SECT A1	WHT
2	SECT A2	ORG/BLU
3	SECT A3	BLU/YEL
4	SECT A4	PINK
5	BATTERY IN	RED
6	PRESSURE 1	GRY/RED
7	GRND	BLK
8	SPEED IN	YEL
9	SECT A5	BRN
10	12 +VE IN	RED
11	12 +VE IN	RED
12	GRND	BLK
13	GRND	BLK
14	GRND	BLK
15	FLOW 1 IN	GRN/PUR
16	12 +VE IN	RED
17	12 +VE IN	RED
18	GRND	BLK
19	FAN RPM IN	PUR/BLK
20	SENSOR +VE OUT	YEL/GRN
21	SERVO Vv 1A	GREY
22	SERVO Vv 1B	PUR
23	SPARE	N/A
24	SPARE	N/A

PIN	DESIGNATION	COLOUR
1	SECT B7	BLK/GRN
2	SECT A6	BLU/WHT
3	SECT B6	ORG/BLK
4	DUMP A	BLU/BLK
5	SECT A7	WHT/YEL
9	DUMP B	BLK/RED
10	FOAM L	ORG
13	GRND	BLK
16	FOAM R	BLU
18	AUX SENSOR 2	LT GRN
19	GRND	BLK
20	GRND	BLK
23	SENSOR +VE OUT	GRN
24	AUX SENSOR 3	GRN/RED
26	GRND	BLK
29	SECT B1	BLK/WHT
30	PUMP RPM	RED/ORG
32	AUX SENSOR 1 IN	RED/YEL
34	SECT B2	BRN/YEL
35	SECT B3	YEL/BLK
36	SECT B4	WHT/BLU
37	SECT B5	BRN/BLK
-	SPARE	N/A
-	SPARE	N/A

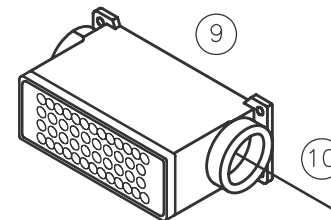
PIN	DESIGNATION	COLOUR
A	SPARE	BLU/RED
B	SPARE	BLK/PNK
C	SPARE	GRN/BLU
D	SPARE	BRN/BLU

PIN	DESIGNATION	COLOUR
A	RIGHT	BLU
B	FOAM +VE	BLK
C	LEFT	WHT
D	FOAM -VE	RED/BLK
E	PUMP CONTROL	RED/WHT

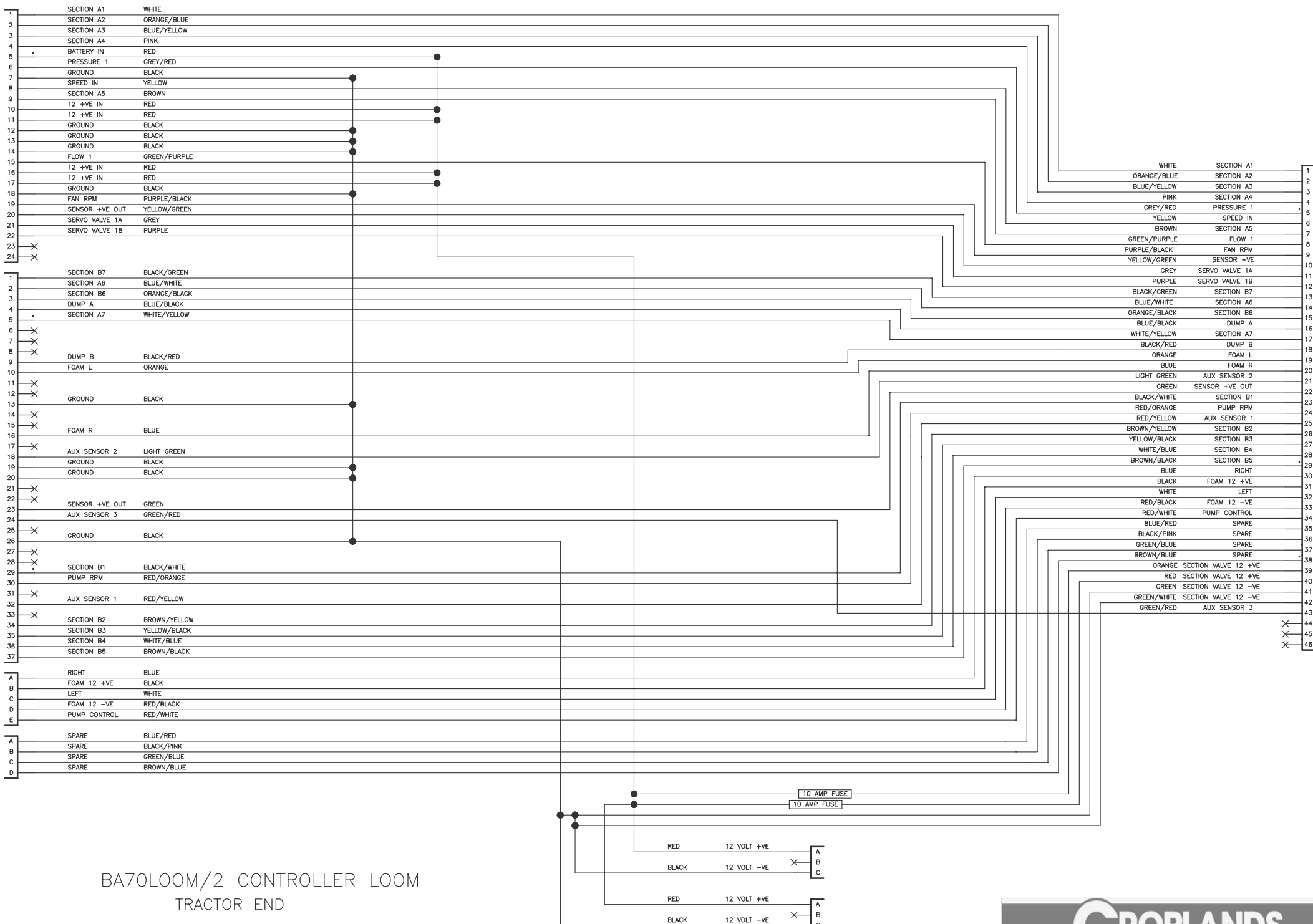
PIN	DESIGNATION	COLOUR
A	12V +VE	RED
B	SPARE	N/A
C	12V -VE	BLACK



PIN	DESIGNATION	COLOUR
1	SECT A1	WHT
2	SECT A2	ORG/BLU
3	SECT A3	BLU/YEL
4	SECT A4	PINK
5	PRESSURE 1	GRY/RED
6	SPEED IN	YEL
7	SECT A5	BRN
8	FLOW 1 IN	GRN/PUR
9	FAN RPM	PUR/BLK
10	SENSOR +VE	YEL/GRN
11	SERVO Vv 1A	GREY
12	SERVO Vv 1B	PUR
13	SECT B7	BLK/GRN
14	SECT A6	BLU/WHT
15	SECT B6	ORG/BLK
16	DUMP A	BLU/BLK
17	SECT A7	WHT/YEL
18	DUMP B	BLK/RED
19	FOAM L	ORG
20	FOAM R	BLU
21	AUX SENSOR 2	LT GRN
22	SENSOR +VE	GRN
23	SECT B1	BLK/WHT
24	PUMP RPM	RED/ORG
25	AUX SENSOR 1	RED/YEL
26	SECT B2	BRN/YEL
27	SECT B3	YEL/BLK
28	SECT B4	WHT/BLU
29	SECT B5	BRN/BLK
30	R/H FOAM MKR	BLU
31	12 +VE FOAM MKR	BLK
32	L/H FOAM MKR	WHT
33	12 -VE FOAM MKR	RED/BLK
34	PUMP SPEED FM MKR	RED/WHT
35	SPARE	BLU/RED
36	SPARE	BLK/PNK
37	SPARE	GRN/BLU
38	SPARE	BRN/BLU
39	SECT Vv 12+VE	ORG
40	SECT Vv 12+VE	RED
41	SECT Vv 12-VE	GRN
42	SECT Vv 12-VE	GRN/WHT
43	AUX SENSOR 3	GRN/RED
44	SPARE	N/A
45	SPARE	N/A
46	SPARE	N/A



ITEM	PART NUMBER	DESCRIPTION	QTY.
1		FUSE HOLDER 25AMP	2
2		F/M 3PIN METRI-PAK LGE	2
3		MALE 3PIN METRI-PAK LGE	2
4		FUSE HOLDER 10AMP	2
5		F/M 5PIN METRI-PAK	1
6		F/M 4PIN W/PAK	1
7		AMP 90deg 37PIN F/M	1
		AMP 90deg 24PIN F/M	1
9	HEE-046-F	CONNECTOR 46PIN TRACTOR	1
10	PG29	CABLE GLAND PLASTIC	1



- 1
- 2
- 3
- 4
- 5
- 6
- 7
- 8
- 9
- 10
- 11
- 12
- 13
- 14
- 15
- 16
- 17
- 18
- 19
- 20
- 21
- 22
- 23
- 24
- 1
- 2
- 3
- 4
- 5
- 6
- 7
- 8
- 9
- 10
- 11
- 12
- 13
- 14
- 15
- 16
- 17
- 18
- 19
- 20
- 21
- 22
- 23
- 24
- 25
- 26
- 27
- 28
- 29
- 30
- 31
- 32
- 33
- 34
- 35
- 36
- 37
- A
- B
- C
- D
- E
- A
- B
- C
- D

SECTION A1	WHITE
SECTION A2	ORANGE/BLUE
SECTION A3	BLUE/YELLOW
SECTION A4	PINK
BATTERY IN	RED
PRESSURE 1	GREY/RED
GROUND	BLACK
SPEED IN	YELLOW
SECTION A5	BROWN
12 +VE IN	RED
12 +VE IN	RED
GROUND	BLACK
GROUND	BLACK
GROUND	BLACK
FLOW 1	GREEN/PURPLE
12 +VE IN	RED
12 +VE IN	RED
GROUND	BLACK
FAN RPM	PURPLE/BLACK
SENSOR +VE OUT	YELLOW/GREEN
SERVO VALVE 1A	GREY
SERVO VALVE 1B	PURPLE
SECTION B7	BLACK/GREEN
SECTION A6	BLUE/WHITE
SECTION B6	ORANGE/BLACK
DUMP A	BLUE/BLACK
SECTION A7	WHITE/YELLOW
DUMP B	BLACK/RED
FOAM L	ORANGE
GROUND	BLACK
FOAM R	BLUE
AUX SENSOR 2	LIGHT GREEN
GROUND	BLACK
GROUND	BLACK
SENSOR +VE OUT	GREEN
AUX SENSOR 3	GREEN/RED
GROUND	BLACK
SECTION B1	BLACK/WHITE
PUMP RPM	RED/ORANGE
AUX SENSOR 1	RED/YELLOW
SECTION B2	BROWN/YELLOW
SECTION B3	YELLOW/BLACK
SECTION B4	WHITE/BLUE
SECTION B5	BROWN/BLACK
RIGHT	BLUE
FOAM 12 +VE	BLACK
LEFT	WHITE
FOAM 12 -VE	RED/BLACK
PUMP CONTROL	RED/WHITE
SPARE	BLUE/RED
SPARE	BLACK/PINK
SPARE	GREEN/BLUE
SPARE	BROWN/BLUE

WHITE	SECTION A1
ORANGE/BLUE	SECTION A2
BLUE/YELLOW	SECTION A3
PINK	SECTION A4
GREY/RED	PRESSURE 1
YELLOW	SPEED IN
BROWN	SECTION A5
GREEN/PURPLE	FLOW 1
PURPLE/BLACK	FAN RPM
YELLOW/GREEN	SENSOR +VE
GREY	SERVO VALVE 1A
PURPLE	SERVO VALVE 1B
BLACK/GREEN	SECTION B7
BLUE/WHITE	SECTION A6
ORANGE/BLACK	SECTION B6
BLUE/BLACK	DUMP A
WHITE/YELLOW	SECTION A7
BLACK/RED	DUMP B
ORANGE	FOAM L
BLUE	FOAM R
LIGHT GREEN	AUX SENSOR 2
GREEN	SENSOR +VE OUT
BLACK/WHITE	SECTION B1
RED/ORANGE	PUMP RPM
RED/YELLOW	AUX SENSOR 1
BROWN/YELLOW	SECTION B2
YELLOW/BLACK	SECTION B3
WHITE/BLUE	SECTION B4
BROWN/BLACK	SECTION B5
BLUE	RIGHT
BLACK	FOAM 12 +VE
WHITE	LEFT
RED/BLACK	FOAM 12 -VE
RED/WHITE	PUMP CONTROL
BLUE/RED	SPARE
BLACK/PINK	SPARE
GREEN/BLUE	SPARE
BROWN/BLUE	SPARE
ORANGE	SECTION VALVE 12 +VE
RED	SECTION VALVE 12 +VE
GREEN	SECTION VALVE 12 -VE
GREEN/WHITE	SECTION VALVE 12 -VE
GREEN/RED	AUX SENSOR 3

BA70LOOM/2 CONTROLLER LOOM
TRACTOR END