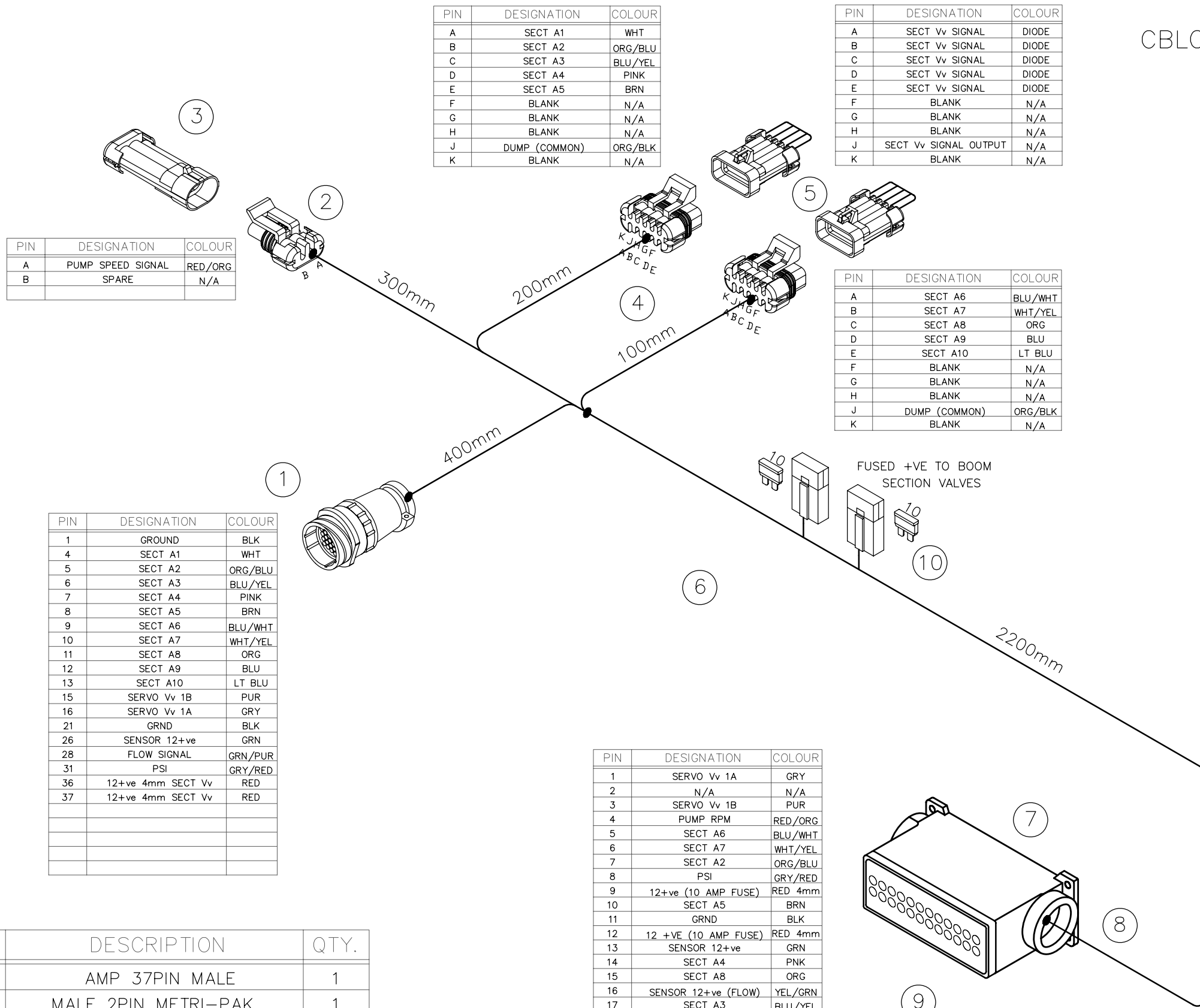


CBLOOM/GS2 ADAPTOR LOOM  
TRACTOR END



PIN	DESIGNATION	COLOUR
A	SECT A1	WHT
B	SECT A2	ORG/BLU
C	SECT A3	BLU/YEL
D	SECT A4	PINK
E	SECT A5	BRN
F	BLANK	N/A
G	BLANK	N/A
H	BLANK	N/A
J	DUMP (COMMON)	ORG/BLK
K	BLANK	N/A

PIN	DESIGNATION	COLOUR
A	SECT Vv SIGNAL	DIODE
B	SECT Vv SIGNAL	DIODE
C	SECT Vv SIGNAL	DIODE
D	SECT Vv SIGNAL	DIODE
E	SECT Vv SIGNAL	DIODE
F	BLANK	N/A
G	BLANK	N/A
H	BLANK	N/A
J	SECT Vv SIGNAL OUTPUT	N/A
K	BLANK	N/A

PIN	DESIGNATION	COLOUR
A	PUMP SPEED SIGNAL	RED/ORG
B	SPARE	N/A


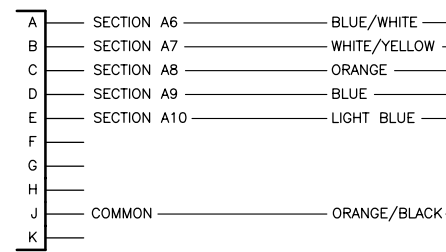
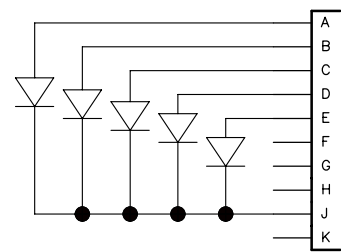
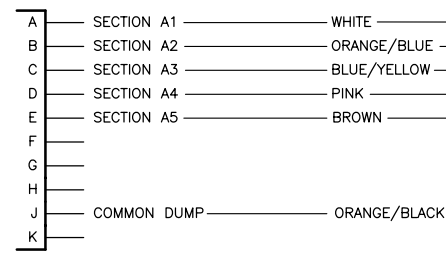
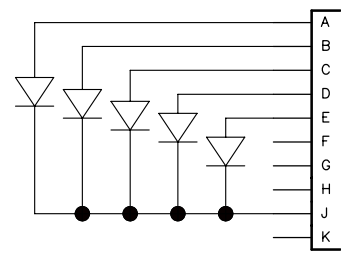
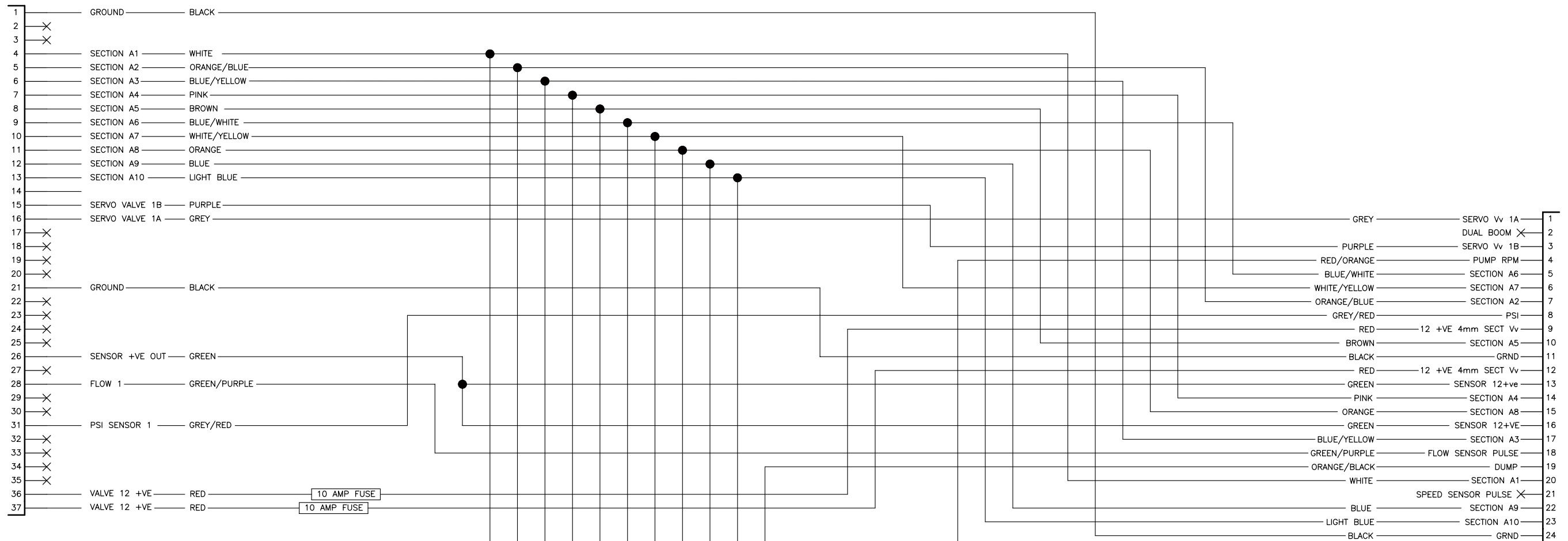
PIN	DESIGNATION	COLOUR
A	SECT A6	BLU/WHT
B	SECT A7	WHT/YEL
C	SECT A8	ORG
D	SECT A9	BLU
E	SECT A10	LT BLU
F	BLANK	N/A
G	BLANK	N/A
H	BLANK	N/A
J	DUMP (COMMON)	ORG/BLK
K	BLANK	N/A

PIN	DESIGNATION	COLOUR
1	GROUND	BLK
4	SECT A1	WHT
5	SECT A2	ORG/BLU
6	SECT A3	BLU/YEL
7	SECT A4	PINK
8	SECT A5	BRN
9	SECT A6	BLU/WHT
10	SECT A7	WHT/YEL
11	SECT A8	ORG
12	SECT A9	BLU
13	SECT A10	LT BLU
15	SERVO Vv 1B	PUR
16	SERVO Vv 1A	GRY
21	GRND	BLK
26	SENSOR 12+ve	GRN
28	FLOW SIGNAL	GRN/PUR
31	PSI	GRY/RED
36	12+ve 4mm SECT Vv	RED
37	12+ve 4mm SECT Vv	RED

PIN	DESIGNATION	COLOUR
1	SERVO Vv 1A	GRY
2	N/A	N/A
3	SERVO Vv 1B	PUR
4	PUMP RPM	RED/ORG
5	SECT A6	BLU/WHT
6	SECT A7	WHT/YEL
7	SECT A2	ORG/BLU
8	PSI	GRY/RED
9	12+ve (10 AMP FUSE)	RED 4mm
10	SECT A5	BRN
11	GRND	BLK
12	12 +VE (10 AMP FUSE)	RED 4mm
13	SENSOR 12+ve	GRN
14	SECT A4	PNK
15	SECT A8	ORG
16	SENSOR 12+ve (FLOW)	YEL/GRN
17	SECT A3	BLU/YEL
18	FLOW 1 IN	GRN/PUR
19	DUMP	BLK/RED
20	SECT A1	WHT
21	SPEED 1	YEL
22	SECT A9	BLU
23	SECT A10	LT BLU
24	GRND	BLK 4mm

NOTE:  
DIMENSION REF

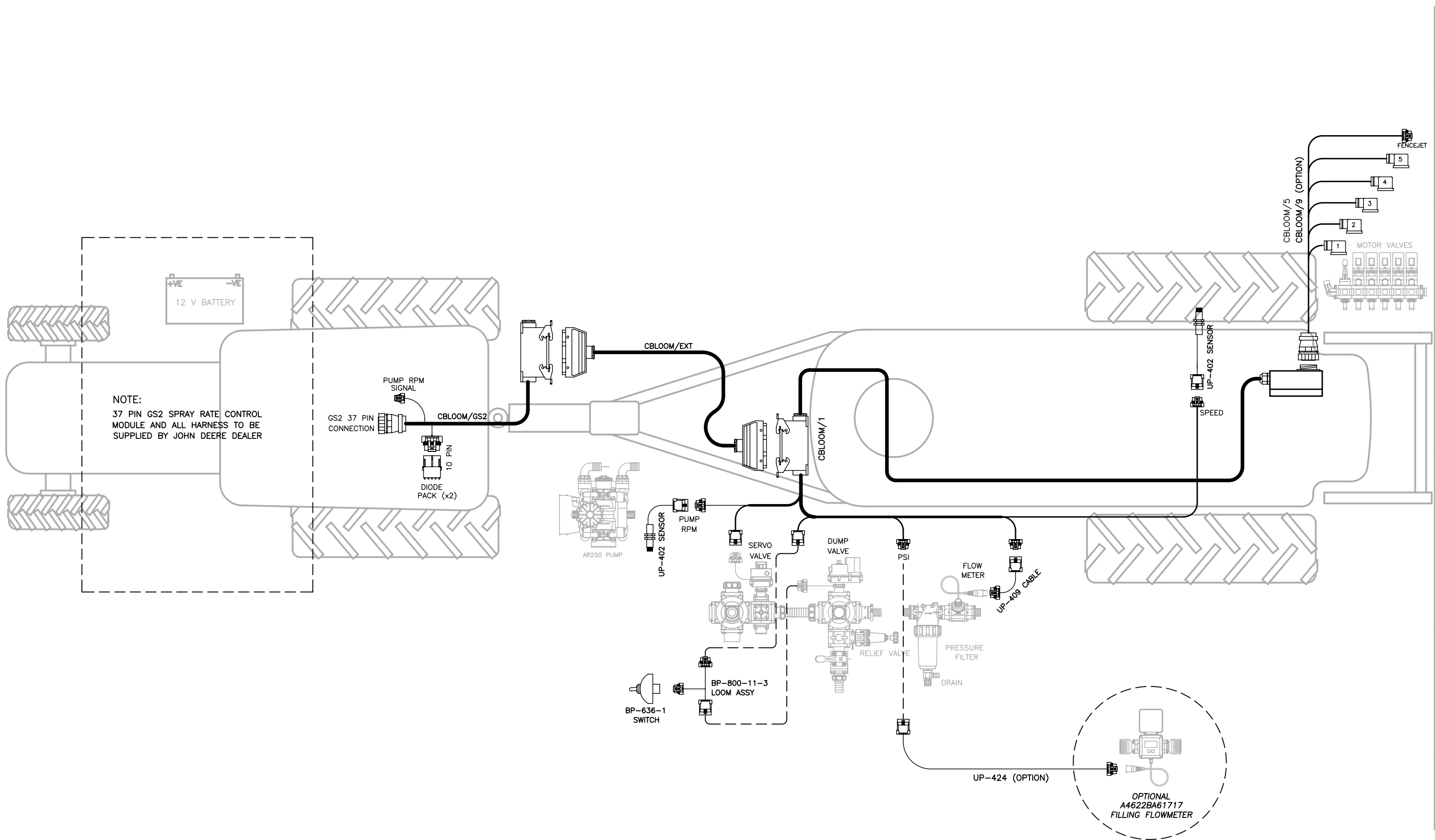
ITEM	PART NUMBER	DESCRIPTION	QTY.
1		AMP 37PIN MALE	1
2		MALE 2PIN METRI-PAK	1
3		F/M 2PIN M-PAK COVER	1
4		MALE 10PIN METRI-PAK	2
5		F/M 10PIN DIODE PAK	2
6	CBLOOM/GS2	GS2 - CBLOOM ADAPTOR CABLE	1
7	HEE-024-F	CONNECTOR 24PIN TRACTOR	1
8	PG21	CABLE GLAND PLASTIC	1
9	RS452316	DUST COVER (NOT SHOWN)	1
10		10 AMP BLADE FUSE	2



CBLOOM/GS2 ADAPTOR LOOM  
TRACTOR END



17th FEBRUARY 2011



NOTE:  
37 PIN GS2 SPRAY RATE CONTROL  
MODULE AND ALL HARNESS TO BE  
SUPPLIED BY JOHN DEERE DEALER

AUTO SECTION CONTROL  
CB/GS2 SERIES LOOM OVERVIEW