

**CROPLANDS**

WARRANTY & PRE-DELIVERY  
**COMPACT  
SPRAYERS**

[WWW.CROPLANDS.COM.AU](http://WWW.CROPLANDS.COM.AU)



GP-WARO-A | 2025 update



CROPLANDS IS CONTRIBUTING TO A SUSTAINABLE FUTURE

# GENERAL MANAGER'S WELCOME



**Sean Mulvaney**  
**General Manager**

Dear Customer

Congratulations on the purchase of your new sprayer and thank you for supporting another true blue Australasian manufacturer.

For over 50 years Croplands have been delivering spraying solutions and ongoing support for a variety of applications whilst investing in long term partnerships with our suppliers, distributors, end users and local communities. These partnerships are absolutely key in our commitment to support our products into the future.

At Croplands, we are committed to sourcing the very best technology from around the globe and adapting these products to our specific requirements. When these products don't yet exist, we innovate through continuous investment in our own research and development.

Croplands is a wholly owned subsidiary of Nufarm Ltd, the largest supplier of crop protection products in Australasia.

This brings a unique understanding and collaborative approach to new market developments, challenges and opportunities.

Please take the time to thoroughly read this manual before you operate your sprayer. This will provide direction to ensure safe usage and help optimise the performance of your investment. Your feedback is welcome and valued.

We trust you will be happy with your sprayer and the level of support - our goal is to be your preferred spraying solutions partner from this point onwards.


Yours Sincerely

**Sean Mulvaney**  
**General Manager**

Croplands has taken steps to ensure this operator's manual is as current and as accurate as possible. Due to the ever-changing markets of cropping and farming, Croplands is constantly striving to be at the forefront of innovation and technology. While the information in this manual is considered accurate at the time of writing, Croplands reserves the right to change this information without notice. Croplands will not accept liability for any inaccuracy in this publication, or changes forthwith.



# CONTENTS



## IMPORTANT


Ensure the installation and Warranty Registration Form is completed and a copy returned to Croplands.

PRODUCT IDENTIFICATION .....	4
SAFETY INSTRUCTIONS .....	5
WARRANTY POLICY .....	6
INSTALLATION & WARRANTY REGISTRATION .....	IMPORTANT

# TRANSPORT & PRODUCT ID

## PRODUCT IDENTIFICATION

Where applicable, always use the Model and Serial Number of the Optima Sprayer when requesting service information or when ordering parts.



Bar code

Early models or later models may use different parts, or it may be necessary to use a different procedure for specific service operations.

## SPRAYER PART & SERIAL NUMBER

Always use the serial number of the Optima Sprayer when requesting service information or when ordering parts.

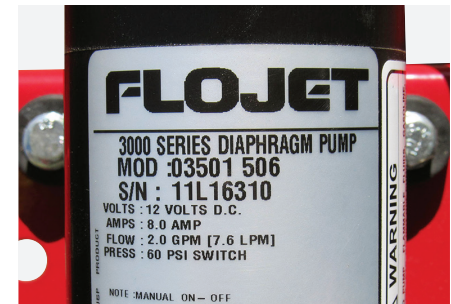


Serial number plate

Where a serial plate is not provided, please use the part number from the bar code affixed to this manual or the Warranty & Pre-Delivery booklet.

## PUMP MODEL & SERIAL NUMBER

Where applicable, pump model & serial number located on the pump. This plate shows name of manufacturer, type & model of pump, serial number, maximum voltage, maximum amperage, maximum flow rate and maximum working pressure of the pump. For further information see the pump's manual or Croplands website > Sprayer Components.



Model & Serial number of a Flojet 3000 pump

# SAFETY

## SAFETY FIRST

Please read and understand all supplied manuals, guides and safety decals before operating this sprayer. This includes the **Croplands Operators Safety Manual** – as pictured here.

This manual is available on the Croplands website, or for printed versions contact Croplands customer support and ask for part number GP-SAFE-A (or later version if available).



# WARRANTY POLICY

## WARRANTY POLICY

Croplands Equipment Pty Ltd (trading as Croplands) warrants to its authorised Dealer, who in turn, warrants to the original purchaser (Owner) that each new Croplands' sprayer, part or accessory will be free from proven defects in material and workmanship for twelve (12) months from the date of delivery to the first Owner according to the conditions outlined.

This warranty does not cover damages resulting from abuse, accidents, alterations, normal wear or failure to maintain or use the Croplands product with due care.

During the warranty period, the authorised Croplands Dealer shall repair or replace, at Croplands option, without charge for parts and labour any part of the Croplands product, which fails because of defects in material or workmanship. The Owner must provide the authorised Dealer with prompt written notice of the defect (within 14 days of its occurrence), and allow reasonable time for replacement or repair. Repair may, at Croplands option, include the replacement of parts with functionally equivalent reconditioned or new parts. Replacement parts will be warranted for the balance of the original warranty period or for ninety (90) days, whichever is longer. Croplands (at its option) may request failed parts to be returned to the factory.

Any travel time of a service technician and/or transportation of the Croplands product to the authorised servicing Dealer for warranty work are the responsibility of the Owner.

**EXCLUSIVE EFFECT OF WARRANTY AND LIMITATION OF LIABILITY THIS WARRANTY IS IN LIEU OF ALL WARRANTIES OF MERCHANTABILITY, FITNESS FOR A PURPOSE OR OTHER REPRESENTATIONS, WARRANTIES OR CONDITIONS, EXPRESSED OR IMPLIED.**

The remedies of the Owner set forth herein are exclusive. CROPLANDS neither assumes nor authorises any person to assume for it any other obligation or liability in connection with the sale of covered machines. Correction of defects, in the manner and for applicable period of time provided above, shall constitute fulfillment of all responsibilities of CROPLANDS to the Owner, and CROPLANDS shall not be liable for negligence under contract or in any manner with respect to such machines. **IN NO EVENT SHALL THE OWNER BE ENTITLED TO RECOVER FOR INCIDENTAL, SPECIAL OR CONSEQUENTIAL DAMAGES SUCH AS BUT NOT LIMITED TO, LOSS OF CROPS, LOSS OF PROFITS OR REVENUE, OTHER COMMERCIAL LOSSES, INCONVENIENCE OR COST OF RENTAL OR REPLACEMENT EQUIPMENT.**

## CONDITIONS OF WARRANTY

1. The warranty is not transferable.
2. The Warranty Registration Form must be returned to Croplands by the Owner Operator within 14 days of taking delivery of the unit. Only when warranty registration is completed and returned, can Croplands fulfill all warranty obligations.
3. **Schedule of components and conditions not covered by warranty are:**

### Abuse

Failure resulting from neglect, such as improper operation, lack of required maintenance or continued use of a sprayer after the discovery of a defect which results in greater damage to the unit.

### Environmental Conditions and Application

Deteriorated or failed components such as: diaphragms, O-rings, hoses, seals, electrical wiring and connections damaged by corrosive chemicals, dirt and sand, excessive heat or moisture. Owners should ensure the type and strength of chemicals used in the sprayer are compatible with the design of the unit.

Warranty determination for these types of failures will be made by Croplands only after inspection of failed components. In most instances these will incur inspection charges and cost of replacement parts.

# WARRANTY POLICY

## Normal Wear

Normal wear and consumable items such as: oils and lubricants, diaphragms, filter elements, flowmeters, clutches, fan belts, drive belts, pivot pins, paint, light bulbs and nozzles are considered to be normal wear items and are not warranted.

## Maintenance

Component failure caused by not performing scheduled maintenance service such as: oils, grease, failure to clean tanks, pumps, filters, spray lines, nozzles or any other blocked components. Not tightening or replacing loose or missing bolts, nuts, fittings, shields and covers.

## Damage

Damages or machine failure caused by carelessness or accidental damage, improper operation, excessive speed during travel and operation, inappropriate transportation or storage of the sprayer or attachment.

## Power Source

Failures due to faulty or inadequate electrical sources of power. Owners who use their own 12 volt power source must make sure that it is suitable for operating the spraying equipment.

## Alterations

Any unauthorised alteration, modification, attachments or unauthorised repairs to the Croplands sprayer or attachments.

Written approval must be obtained from Croplands for any such items to maintain warranty.

## Removal & Installation

The time taken to remove and re-install a warranted part or component into other brands of sprayers will not be covered by Croplands warranty. Only parts and labour directly attributable to the repair of the Croplands unit is covered.

## Clean-up Time

Croplands do not pay for cleaning the sprayer, parts, accessories or work area before or after the warranty repair. Clean-up time is affected primarily by the application or conditions in which the sprayer is operated and maintained. Since clean-up time can be so variable, cleaning time should be considered a customer expense.

## Transportation

Warranty does not cover transportation or insurance costs for sprayers or other equipment needing repair or replacement of warranted components. Nor does it cover any freight or insurance costs in obtaining new parts or returning old parts to Croplands for inspection purposes.

## Costs

Warranty does not cover time required to diagnose a warranty problem. Diagnostic time is affected greatly by the training and expertise of the technician employed to do the job. With proper training of service personnel, diagnostic time should be at a minimum.

## Diagnostic Time

Croplands expects that Dealers will assign a well trained and proficient technician to handle any warranty repairs. Since Croplands is not in control of either of these responsibilities, we elect not to cover diagnostic time.

## Non-Genuine Parts

Use of parts other than Croplands parts for repair of warranted parts will automatically negate any warranty. Warranted components must be replaced with genuine Croplands repair parts.

## Unauthorised Repairs

Repairs by an unauthorised agent will automatically forfeit any warranty. An authorised Croplands Dealer must carry out warranty repairs.



# INSTALLATION & WARRANTY REGISTRATION

Warranty Policy: The completion & return of this Installation & Warranty Registration is essential for Croplands warranty agreement. The warranty policy commences with installation. The warranty period is 12 months under normal operating conditions (6 months for contractors). Warranty policy is outlined in pages 6 and 7. This form must be completed by both Owner and Dealer.

✓	Tick each box to affirm completion
<b>1</b>	<b>Manuals &amp; important information</b>
	Sprayer Manual - received
	Pump Manual (if applicable) - received
	Boom Manual (if applicable) - received
	Safety Manual - received
	Product identification - understood
	Warranty Policy - understood
<b>2</b>	<b>Tank</b>
	Undamaged - checked
	Sudden line outlets sealed - checked
	Drain outlets sealed - checked
	By-pass line outlet sealed (if fitted) - checked
	Tank lid opens & seals shut - checked
<b>3</b>	<b>Boom &amp; Nozzles</b>
	Undamaged - checked
	Boom fold/functions correctly - checked
	Nozzles fitted correctly - checked
<b>4</b>	<b>Pump</b>
	Mountings tight - checked
	Filter clean - checked
	Battery leads connected - checked
	Operates correctly - checked
<b>5</b>	<b>Operating the Sprayer</b>
	Sprayer calibration - followed
	Initial start-up procedure - followed
	Pre-operation checklist - understood
	Operating procedure - understood
	Filling procedure - understood
	Cleaning procedure - understood
	Check spraying accuracy - understood

<b>6</b>	<b>Troubleshooting</b>
	Troubleshooting charts - understood

## IMPORTANT

By executing this Installation & Warranty Certificate:

### 1. The Owner:

- 1.1 Agrees that all Sprayer operators must read the Operator's Manual before using the Sprayer and follow all procedures in the manual for the use of the Sprayer, and will exercise due care in the use of the Sprayer;
- 1.2 Agrees that Croplands' liability for any loss or damage suffered by the owner in connection with the owner's use of the Sprayer is limited to the cost of repair or replacement of the Sprayer;
- 1.3 Agrees that the owner will bear any loss the owner suffers as a consequence of any failure by the owner to comply with 1.1 above;
- 1.4 Acknowledges that the owner is trained and is fully responsible for the safe and correct operation of the Sprayer; and
- 1.5 Agrees that the owner will fully train any person who is required to operate the Sprayer as to how to operate the Sprayer in a safe and correct manner.

**2. The Dealer** undertakes that it has met the obligations of installation, service and warranty start up.

Top Copy (White) - Croplands  
 Second Copy (Yellow) - Dealer's Copy.  
 Third Copy (Blue) - Owner's Copy.

Product/Serial no. \_\_\_\_\_

Dealer to email white copy to  
 Croplands at [warranty@croplands.com.au](mailto:warranty@croplands.com.au)

## OWNER

Farmer  Contractor

Name (print) \_\_\_\_\_

Address \_\_\_\_\_

Postcode

Phone \_\_\_\_\_

Fax \_\_\_\_\_

Email \_\_\_\_\_

Signature of Owner \_\_\_\_\_

Installation Date \_\_\_\_ / \_\_\_\_ / \_\_\_\_

Please subscribe me to Croplands marketing updates

## DEALER

Dealership Name (print) \_\_\_\_\_

Address \_\_\_\_\_

Postcode

Phone \_\_\_\_\_

Fax \_\_\_\_\_

Email \_\_\_\_\_

Signature of Dealer Representative \_\_\_\_\_

Owners Name \_\_\_\_\_

Date \_\_\_\_ / \_\_\_\_ / \_\_\_\_

# INSTALLATION & WARRANTY REGISTRATION

Warranty Policy: The completion & return of this Installation & Warranty Registration is essential for Croplands warranty agreement. The warranty policy commences with installation. The warranty period is 12 months under normal operating conditions (6 months for contractors). Warranty policy is outlined in pages 6 and 7. This form must be completed by both Owner and Dealer.

Tick each box to affirm completion

## 1. Manuals & important information

<input type="checkbox"/>	Sprayer Manual - received
<input type="checkbox"/>	Pump Manual (if applicable) - received
<input type="checkbox"/>	Boom Manual (if applicable) - received
<input type="checkbox"/>	Safety Manual - received
<input type="checkbox"/>	Product identification - understood
<input type="checkbox"/>	Warranty Policy - understood

## 2. Tank

<input type="checkbox"/>	Undamaged - checked
<input type="checkbox"/>	Sudden line outlets sealed - checked
<input type="checkbox"/>	Drain outlets sealed - checked
<input type="checkbox"/>	By-pass line outlet sealed (if fitted) - checked
<input type="checkbox"/>	Tank lid opens & seals shut - checked

## 3. Boom & Nozzles

<input type="checkbox"/>	Undamaged - checked
<input type="checkbox"/>	Boom fold/functions correctly - checked
<input type="checkbox"/>	Nozzles fitted correctly - checked

## 4. Pump

<input type="checkbox"/>	Mountings tight - checked
<input type="checkbox"/>	Filter clean - checked
<input type="checkbox"/>	Battery leads connected - checked
<input type="checkbox"/>	Operates correctly - checked

## 5. Operating the Sprayer

<input type="checkbox"/>	Sprayer calibration - followed
<input type="checkbox"/>	Initial start-up procedure - followed
<input type="checkbox"/>	Pre-operation checklist - understood
<input type="checkbox"/>	Operating procedure - understood
<input type="checkbox"/>	Filling procedure - understood
<input type="checkbox"/>	Cleaning procedure - understood
<input type="checkbox"/>	Check spraying accuracy - understood

## 6. Troubleshooting

<input type="checkbox"/>	Troubleshooting charts - understood
--------------------------	-------------------------------------

### IMPORTANT

By executing this Installation & Warranty Certificate:

#### 1. The Owner:

- 1.1 Agrees that all Sprayer operators must read the Operator's Manual before using the Sprayer and follow all procedures in the manual for the use of the Sprayer, and will exercise due care in the use of the Sprayer;
- 1.2 Agrees that Croplands' liability for any loss or damage suffered by the owner in connection with the owner's use of the Sprayer is limited to the cost of repair or replacement of the Sprayer;
- 1.3 Agrees that the owner will bear any loss the owner suffers as a consequence of any failure by the owner to comply with 1.1 above;
- 1.4 Acknowledges that the owner is trained and is fully responsible for the safe and correct operation of the Sprayer; and
- 1.5 Agrees that the owner will fully train any person who is required to operate the Sprayer as to how to operate the Sprayer in a safe and correct manner.

2. The Dealer undertakes that it has met the obligations of installation, service and warranty start up.

Top Copy (White) - Croplands

Second Copy (Yellow) - Dealer's Copy.

Third Copy (Blue) - Owner's Copy.

Product/Serial no. \_\_\_\_\_

Dealer to email white copy to  
Croplands at [warranty@croplands.com.au](mailto:warranty@croplands.com.au)

### OWNER

Farmer  Contractor

Name (print) \_\_\_\_\_

Address \_\_\_\_\_

Postcode

Phone \_\_\_\_\_

Fax \_\_\_\_\_

Email \_\_\_\_\_

Signature of Owner \_\_\_\_\_

Installation Date \_\_\_\_ / \_\_\_\_ / \_\_\_\_

Please subscribe me to Croplands marketing updates

### DEALER

Dealership Name (print) \_\_\_\_\_

Address \_\_\_\_\_

Postcode

Phone \_\_\_\_\_

Fax \_\_\_\_\_

Email \_\_\_\_\_

Signature of Dealer Representative \_\_\_\_\_

Owners Name \_\_\_\_\_

Date \_\_\_\_ / \_\_\_\_ / \_\_\_\_

# INSTALLATION & WARRANTY REGISTRATION

Warranty Policy: The completion & return of this Installation & Warranty Registration is essential for Croplands warranty agreement. The warranty policy commences with installation. The warranty period is 12 months under normal operating conditions (6 months for contractors). Warranty policy is outlined in pages 6 and 7. This form must be completed by both Owner and Dealer.

Tick each box to affirm completion

## 1. Manuals & important information

<input type="checkbox"/>	Sprayer Manual - received
<input type="checkbox"/>	Pump Manual (if applicable) - received
<input type="checkbox"/>	Boom Manual (if applicable) - received
<input type="checkbox"/>	Safety Manual - received
<input type="checkbox"/>	Product identification - understood
<input type="checkbox"/>	Warranty Policy - understood

## 2. Tank

<input type="checkbox"/>	Undamaged - checked
<input type="checkbox"/>	Sudden line outlets sealed - checked
<input type="checkbox"/>	Drain outlets sealed - checked
<input type="checkbox"/>	By-pass line outlet sealed (if fitted) - checked
<input type="checkbox"/>	Tank lid opens & seals shut - checked

## 3. Boom & Nozzles

<input type="checkbox"/>	Undamaged - checked
<input type="checkbox"/>	Boom fold/functions correctly - checked
<input type="checkbox"/>	Nozzles fitted correctly - checked

## 4. Pump

<input type="checkbox"/>	Mountings tight - checked
<input type="checkbox"/>	Filter clean - checked
<input type="checkbox"/>	Battery leads connected - checked
<input type="checkbox"/>	Operates correctly - checked

## 5. Operating the Sprayer

<input type="checkbox"/>	Sprayer calibration - followed
<input type="checkbox"/>	Initial start-up procedure - followed
<input type="checkbox"/>	Pre-operation checklist - understood
<input type="checkbox"/>	Operating procedure - understood
<input type="checkbox"/>	Filling procedure - understood
<input type="checkbox"/>	Cleaning procedure - understood
<input type="checkbox"/>	Check spraying accuracy - understood

## 6. Troubleshooting

<input type="checkbox"/>	Troubleshooting charts - understood
--------------------------	-------------------------------------

### IMPORTANT

By executing this Installation & Warranty Certificate:

#### 1. The Owner:

- 1.1 Agrees that all Sprayer operators must read the Operator's Manual before using the Sprayer and follow all procedures in the manual for the use of the Sprayer, and will exercise due care in the use of the Sprayer;
- 1.2 Agrees that Croplands' liability for any loss or damage suffered by the owner in connection with the owner's use of the Sprayer is limited to the cost of repair or replacement of the Sprayer;
- 1.3 Agrees that the owner will bear any loss the owner suffers as a consequence of any failure by the owner to comply with 1.1 above;
- 1.4 Acknowledges that the owner is trained and is fully responsible for the safe and correct operation of the Sprayer; and
- 1.5 Agrees that the owner will fully train any person who is required to operate the Sprayer as to how to operate the Sprayer in a safe and correct manner.

2. The Dealer undertakes that it has met the obligations of installation, service and warranty start up.

Top Copy (White) - Croplands

Second Copy (Yellow) - Dealer's Copy.

Third Copy (Blue) - Owner's Copy.

Product/Serial no. \_\_\_\_\_

Dealer to email white copy to  
Croplands at [warranty@croplands.com.au](mailto:warranty@croplands.com.au)

### OWNER

Farmer  Contractor

Name (print) \_\_\_\_\_

Address \_\_\_\_\_

Postcode

Phone \_\_\_\_\_

Fax \_\_\_\_\_

Email \_\_\_\_\_

Signature of Owner \_\_\_\_\_

Installation Date \_\_\_\_ / \_\_\_\_ / \_\_\_\_

Please subscribe me to Croplands marketing updates

### DEALER

Dealership Name (print) \_\_\_\_\_

Address \_\_\_\_\_

Postcode

Phone \_\_\_\_\_

Fax \_\_\_\_\_

Email \_\_\_\_\_

Signature of Dealer Representative \_\_\_\_\_

Owners Name \_\_\_\_\_

Date \_\_\_\_ / \_\_\_\_ / \_\_\_\_





## **CROPLANDS**

### **AUSTRALIA**

Croplands Equipment Pty Ltd  
ACN 006 450 184

PO Box 2441

Dry Creek  
50 Cavan Road  
Dry Creek SA 5094  
Australia

Freecall: 1800 999 162

Freefax: 1800 623 778

Email: [sales@croplands.com.au](mailto:sales@croplands.com.au)

Website: [www.croplands.com.au](http://www.croplands.com.au)

### **NEW ZEALAND**

Croplands Equipment Ltd  
PO Box 2004,  
Stortford Bridge, Hastings 4120

Location:  
1422 Omahu Road,  
Hastings 4120  
New Zealand

Freecall: 0800 106 898

Freefax: 0800 117 711

Email: [sales@croplands.co.nz](mailto:sales@croplands.co.nz)

Website: [www.croplands.co.nz](http://www.croplands.co.nz)

Your nearest Croplands Dealer  
can be found in the dealer section  
on the Croplands website