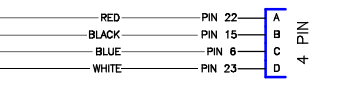
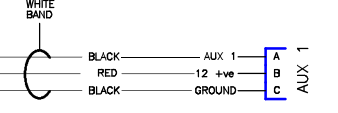
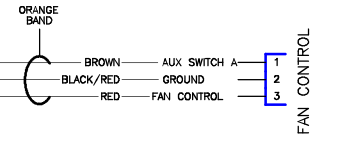
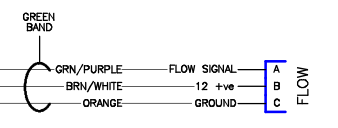
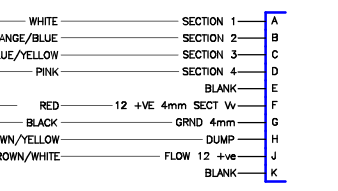
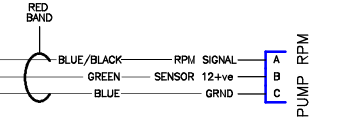
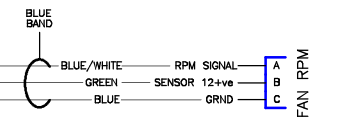
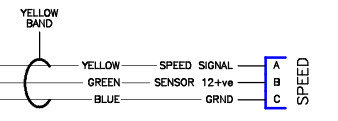
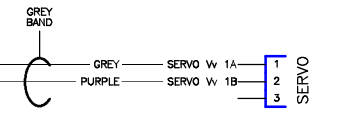
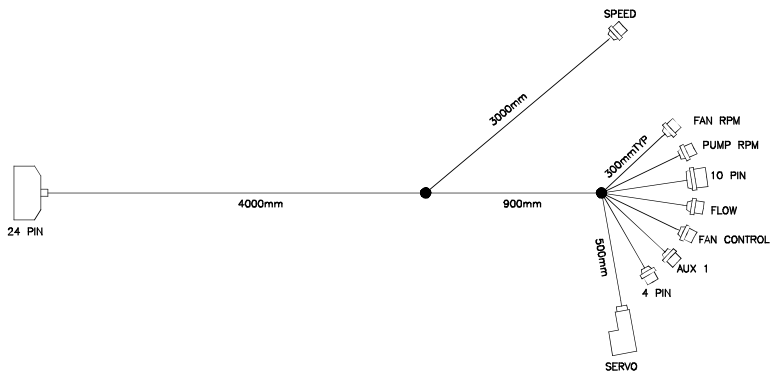


JOINS MT90LOOM/2 or HV40LOOM/2 or MT90LOOM/2B180

- 1 - SERVO Vv 1A - GREY
- 2 - SPEED SENSOR 12 +VE - GREEN
- 3 - SERVO Vv 1B - PURPLE
- 4 - AUX 1 - BLACK
- 5 - FAN RPM - BLUE/WHITE
- 6 - PIN C 4 PIN - BLUE
- 7 - SECTION 2 - ORANGE/BLUE
- 8 - AUX SWITCH B - BLACK/RED
- 9 - GRND - ORANGE
- 10 - AUX SWITCH A - BROWN
- 11 - GRND - BLUE
- 12 - 12 +VE 4mm SECT Vv - RED
- 13 - PUMP RPM - BLUE/BLACK
- 14 - SECTION 4 - PINK
- 15 - PIN B 4 PIN - BLACK
- 16 - FAN CONTROL - RED
- 17 - SECTION 3 - BLUE/YELLOW
- 18 - FLOW SENSOR PULSE - GREEN/PURPLE
- 19 - DUMP - BROWN/YELLOW
- 20 - SECTION 1 - WHITE
- 21 - SPEED SENSOR PULSE - YELLOW
- 22 - PIN A 4 PIN - RED
- 23 - PIN D 4 PIN - WHITE
- 24 - GRND - BLACK



MT90LOOM/1D
 SPRAYER LOOM
 HORTICULTURAL SPRAYERS



REV D: PWR & GRND WIRE COLOUR 030418
 REV C: ADD FAN CONTROL 210817
 REV B: ADD LOOM LENGTHS 032015
 REV A: CHANGE SENSOR PWR 072013