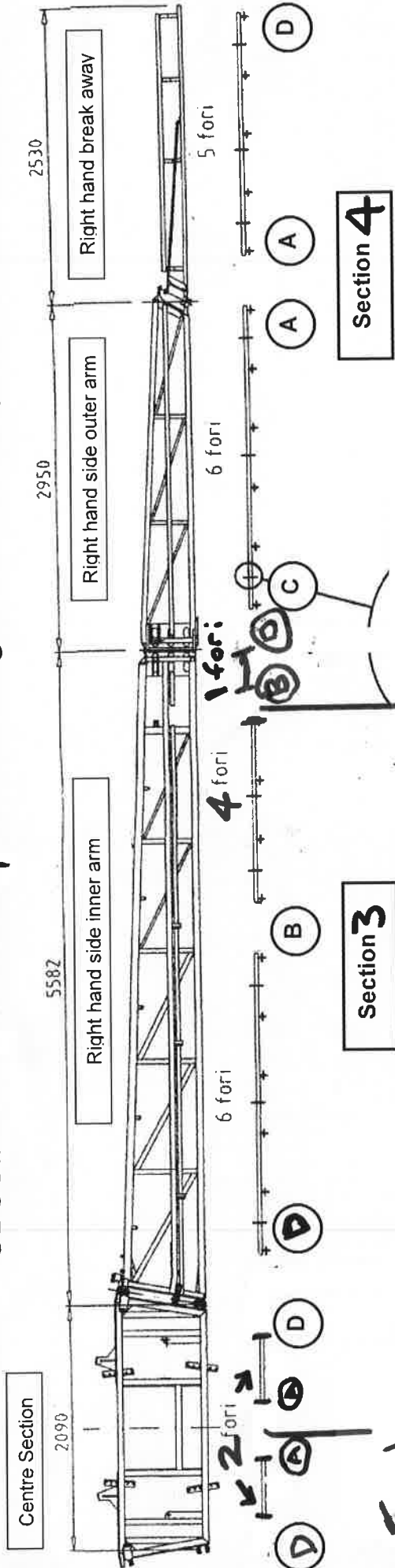



GBCOMPL24. m Boom - 4 Section - Single Rail - 50cm Spacing **Offset**




A = 90 deg Elbow



B = Straight Hose Tail



C = L/H Drain Tap



D = R/H Drain Tap

- NOTES:**
- All remaining Non-Drip Cap preferred direction as shown in "B" & "D" (i.e On the Left hand side)
 - Boom Section Widths - 1 = 5.5m (11 nozzles), 2 = 5.5m (11 nozzles), 3 = 2.5m (5 nozzles), 4 = 5.5m (11 nozzles), 5 = 5.5m (11 nozzles)