


Quantum Mist, QM-500 Spray Head, Parts & Assembly: (2007 - current)


The below will fit spray heads back to 2004. Prior to 2004 is now classified as obsolete.

Drive Body, HP-219-9D

The fully assembled drive body is now a stand alone, "non serviceable part". The price of the complete drive body has been reduced – making it cheaper to exchange new for old than it is to repair.



Includes HP-048. Required when installing the case drain fittings (see ECN-374) or plug (1/8 BSP thread). Remove if fitting rpm sensor. NEVER leave open.



Includes HP-219-25 Coupler (ex FISEM10)

Hydraulic Motor, HP-219M9.8CE

The bare hydraulic (rear port) motor.

..... Or

HP-219M9.8CE-1,

The above motor combined with locating ring & splined coupler.

HP-219M9.8CE-1



NOTE : The motor shown in this picture is the 6.5cc version (**HP-219M6.5CE**) (which is used in some QM-500 applications (citrus)). The only visible difference is the length of the main body - the red section of the 6.5cc motor is 60mm long.

NOTE : In some cases the motor supplied will be painted in a protective black epoxy coating.


HP-219-4A Locating Ring



HP-219-24 (male) Coupling (ex FISEM 09)



HP-219M9.8CE



Bolt motor to housing using M6 x 25 SS bolts + washers

Cowling Assembly

Six major components make up the cowling assembly. All bolts and screws etc must be stainless steel (SS).

Part Number	Part Name	Comments
HP-219-3B	Front & Rear Fan Cowling	Sold as a matched pair, red colour
HP-219-15B	Centre Cover Plate	Also incorporates the Croplands / Sardi Label
HP-219-5D	Spray Ring (stainless steel)	See notes below re different versions
HP-219-6B	Front Guard	Powder coated, stainless steel, black colour
HP-219-7B	Rear Guard	Powder coated, stainless steel, black colour

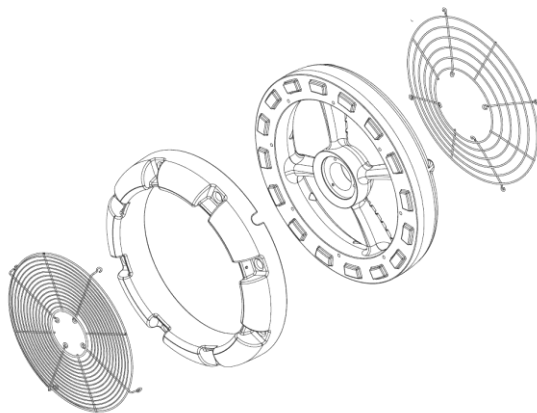


HP-219-5D is the latest version spray ring. Fully welded & manufactured from #316 stainless steel. It's a significant upgrade in corrosion resistance.

Replaces versions 5A, 5B & 5C

Versions 5B & 5C look similar

Version 5A




1

- Insert Spray Ring between Front & Rear Cowlings.
- Screw together using M6 x 60 SS bolts + washers (insert nuts are moulded into the front cowling).

2

- Insert Drive Body from rear. Drive Body includes the 3 @ M8 x 80 SS studs. **Note alignments.**
- Turn over & install Retaining Flange (HP-219-20)

HP-219-20 Retaining Flange. Please note there are 2 versions (cast or machined) with the same part number. The simpler machined version shown here.



3


- Assemble Fan (HP-011D) with Mounting Hub (HP-219-16C)
- Attach fan with M8 x 30 SS bolts + spring washers + flat washers.
- Install to Shaft with M8 x 25 SS bolt + spring washer + large flat washer & Loctite 569
- Note: To disassemble often requires a puller against the hub (after removing the fan).



4



- Assemble Front Guard (HP-219-6B) with the Centre Plate (HP-219-15B). Use (8G) M4.2 x 19 SS screws & M5 x 20 SS washers.

REAR GUARD HP-219-7B




5

- Install (assembled) Front & Rear Guards. Use (8G) M4.2 x 19 SS screws & M5 x 20 SS washers




6

- Install Swivels, HP-219-22A / B264.612.172. **Must use thread sealant, Loctite 569 or equivalent.**
- Other options shown are shut off nozzle (B67.617.67) or double (HP-219-23 / B264.612.171)



7


- Install Mounting Bracket HP-219-8B. Use M12 x 40 SS bolts + spring washers.



Cable Drive

The Cable Drive head is identical to the hydraulic version, with the following changes



- Cable Drive, **Drive Body HP-219-9E**. This is identical to the (hydraulic) HP-219-9D, except the coupler (HP-219-25) is removed. The hydraulic body can be converted, however to do so often destroys the coupler.
- No hydraulic motor or its coupler etc.
- Each head will require a Cable Connector, to attached cable to the drive body.... which is a separate item. See Cable Drive Part & Operator's manual (HT-POMCD2012A) for this information.



Complete QM-500 Head Assemblies

Part Number	Part Name	Comments
HP-219-31A	QM 500, Complete head (Hydraulic)	Includes hydraulic motor and swivels (no nozzles)
HP-219-31B	QM 500, Complete head (Cable Drive)	Includes swivels (no nozzles) and of course no hydraulic motor.

If replacing a damaged hydraulic head, but using the original hydraulic motor, order the HP-219-31B and a HP-219-25 coupler.



Optional extra, HP-219-3B-1, QM-500 Leaf Guard
(from 2013 installed as standard on bottom fans behind the sprayer)